



PercoTop®

CS161

Sprayable Putty

Features

- PercoTop® CS161 Sprayable Putty is a sprayable quality putty based on unsaturated polyester resins.
- It provides a smooth appearance over large areas.
- It is easy to apply, has excellent sagging resistance and is easily sandable.

Product

CS161 PercoTop® Sprayable Putty

Activator
CS761 PercoTop® Activator Spray Putty

Colour

- Greyish beige.

Substrates

- Cleaned and sanded UP-GF (free from mould release agent).
- Cured 2K primers and fillers.
- Areas treated with other PercoTop® putties.
- Scuff-sanded old finish.

Surface preparation

Surface preparation

- Substrates must be free from all contaminants.
- Because of the variety of metal alloys and manufacturing processes, it is recommended to carry out a preliminary adhesion test. See data sheet "Metal Substrates - Treatment before Coating".
- For UP-GF substrates:
 - a. Eliminate all traces of mould release agents.
 - b. Scuff sand.
 - c. Clean with CS410 before applying the putty.

Application remarks

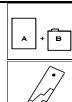

- Do not apply over wash primer or 1K primers.
- Do not apply over thermoplastic resins.
- Can be used with the following primers: PercoTop® 2K HS Primer 040, PercoTop® CS381 2K Epoxy Primer and PercoTop® 2K VHS Power Primer 4000.

VOC value ready for use (EU Directive 1999/13/EC)



- < 250 g/l 100:5 by volume with CS761.

For professional use only!

Product preparation

	Mixing ratio	CS161	Volume	Weight
		CS761	100 5	100 3.5
	Pot life at 20°C	20-30 minutes		
Reaction temperature		At least 15 °C.		

Application

	Application viscosity DIN 4 mm at 20 °C (s)	Thinner (%)	Spray nozzle (mm)	Pressure (bar)	Number of coats
	As mixed	-	2.0-2.5	2.0-3.0	5 coats will give 500-600 µm. (Thicknesses up to 1000 µm are possible.)
 (High pressure spraying)					

Drying

Air drying at 20°C	2 hours
Forced drying	Flash time: 10-15 minutes
Drying time	30 minutes
Drying temperature	60 °C object temperature
IR drying	Medium wave: 15-20 minutes Short wave: 10-12 minutes (at 50% power)

Recoatability

Sandability	After the drying times mentioned above.	
	<u>As a filling putty:</u> Pre-sanding: Post-sanding:	Mechanical P100-P120. Mechanical P240-P280.
Recoatability	With itself. Treat bare and putty spots with PercoTop® and PercoHyd® primers. Re-coat with PercoTop® and PercoHyd® fillers.	

Technical Data Sheet

PercoTop[®]

CS161 Sprayable Putty



Remarks

Storage conditions	<ul style="list-style-type: none">Refer to the label of the original can.
---------------------------	---

Safety Consult the Safety Data Sheet prior to use. Observe the precautionary notices displayed on the container.

Information

The information provided herein corresponds to our knowledge on the subject at the date of its publication. This information may be subject to revision as new knowledge and experience becomes available. The data provided fall within the normal range of product properties and relate only to the specific material designated; these data may not be valid for such material used in combination with any other materials or additives or in any process, unless expressly indicated otherwise. The data provided should not be used to establish specification limits or used alone as the basis of design; they are not intended to substitute for any testing you may need to conduct to determine for yourself the suitability of a specific material for your particular purposes. Since Axalta cannot anticipate all variations in actual end-use conditions Axalta makes no warranties and assumes no liability in connection with any use of this information. Nothing in this publication is to be considered as a license to operate under or a recommendation to infringe any patent rights.

This Technical Data Sheet supersedes all previous issues.

Copyright© 2014, Axalta Coating Systems, LLC and all affiliates. All rights reserved. The Axalta logo, Axalta™, Axalta Coating Systems™ and all products denoted with ™ or ® are trademarks or registered trademarks of Axalta Coating Systems, LLC and its affiliates. Axalta trademarks may not be used in connection with any product or service that is not an Axalta product or service.